

MOTION

Technical information

narbutas.com



Other documents available for this product

User manual for MOTION desks
NARBUTAS product care guide

Quality standard

LST EN 527-1:2011
LST EN 527-2:2017
LST EN 1730:2013

10 year Warranty

See Warranty statement



Types

- Electric height adjustable desk (1)
- Electric height adjustable 2-desk bench (2)

1



2



Technical information

Desktop

- 0,98" MFC (melamine) with 0,07" ABS edging;
- With or without a cut-out for a rectangular grommet, a round cable port, or a power unit;
- With or without a scallop for wire management;
- 80 mm gap between bench desktops.

Fixed metal frame

- Welded rectangular steel tubes: 1,57x0,78";
- Welded L shaped steel side supports: 18,11x2,36x1,77";
- Powder-coated metal matching the color of the columns and feet.

Lifting column

- Two (2) or three (3) level columns;
- Rectangular tube dimensions: 3,15x2,36", 2,75x1,96", 2,36x1,57";
- Two motors;
- Lifting speed: up to 1,49" / sec;
- Noise level <50 dB;
- Stroke length: two (2) level – 19,6", three (3) level – 25,5";
- Height adjustment range: two (2) level – 25,3-45,07", three (3) level – 23,62-49,21";
- Maximum desk lifting capacity (desktop included): 264,55 lb;
- Powder-coated metal, matching the colour of the frame and feet;
- Glide system solution protects the desk columns from possible paint scratches;
- Soft start and soft stop;
- No anti-collision feature included. Recommended to be ordered separately as an additional item (G6F0473).

Feet

- Two pieces of 0,11" bent metal sheet, connected with fasteners;
- Dimensions: 27,55x2,36x1,57";
- Powder-coated metal, matching the colour of the frame; the bottom part is always black;
- Plastic feet with height levelling (+0,39").

Panel leg

- Lifting column (s);
- 0,7" MFC (melamine) with 0,03" ABS edging;
- Glued frame (no visible fasteners);
- Available in a two-colour combination;
- Plastic feet with height levelling (+0,39").

Metal leg's connection

- Made of rectangular metal tube;
- Dimensions: 3,14x1,57".

Plastic feet

- 0,59" rectangular leg support with knocked-in nut (always black);
- Plastic feet with height levelling (+0,39").

Electrical specification

Electronic data power unit

- Input: 120 V;
 - Frequency: 60 Hz;
 - Output: 12 - 40 V, 9A; Power Plug: EU, UK, CH, US;
 - Energy consumption: standby 0,1 W;
 - Operating Cycle: 1 minute on, 9 minutes off.
-

Types of height adjustment button

BA button (1)

- Up and down drive.

MA button (2)

- Up and down drive with 3 memory position presets.

LA button (3)

- Up and down drive with 2 memory position presets;
- Automatic drive to memory positions;
- LED reminder function;
- Integrated Bluetooth connectivity.

1



2



3



Additional parts (optional)

Set of desks connecting components (G6F0392) for joining benches (1)

- Used for securely joining benches;
- Made of two metal components;
- Tool-free assembly (no screws);
- Powder-coated metal matching the colour of the columns and feet.

Metal cable tray for bench desk (G9A0014, G9A0015, G9A0016) (2)

- Attached to metal leg connection, wooden panel, or both (depending on desk configuration);
- Made from 0,03" powder-coated metal sheet;
- Shorter length allows cable exit at tray ends;
- Bottom cut-out for cable pass-through and vertical cable duct.

Metal cable cover (DOZ013) (3)

- For cable management between horizontal cable trays in a 2-desk bench;
- Two-piece profile made from 0,04" powder-coated metal sheet;
- Top cover piece attaches to leg connection with plastic clips;
- Bottom cover piece is held by magnets for easy cable access.

Set of metal cable trays for magnetic mounting to the table leg (ZZZ052) (4)

- Profiles made from 0,03" powder-coated metal sheet;
- Hidden ABS plastic clips with magnets for attachment to the leg and connector;
- Two-piece lid made from 0,03" powder-coated metal sheet;
- C-type brackets made from 0,23" powder-coated metal sheets also serve as screen holders.
-


Anti-collision sensor (G6F0473) (5)

- Prevents damage during height adjustment;
- Plug-in installation;
- Detects tilt and sudden movement via 3-axis gyroscope.

Bluetooth adapter (G6F0354) (6)

- Enables desk control via LINAK Desk Control App;
- Compatible with Android and iOS devices;
- App available for download from app stores;
- **Important:** LA button (3) includes built-in Bluetooth, no adapter required.

1



2



3



4



5



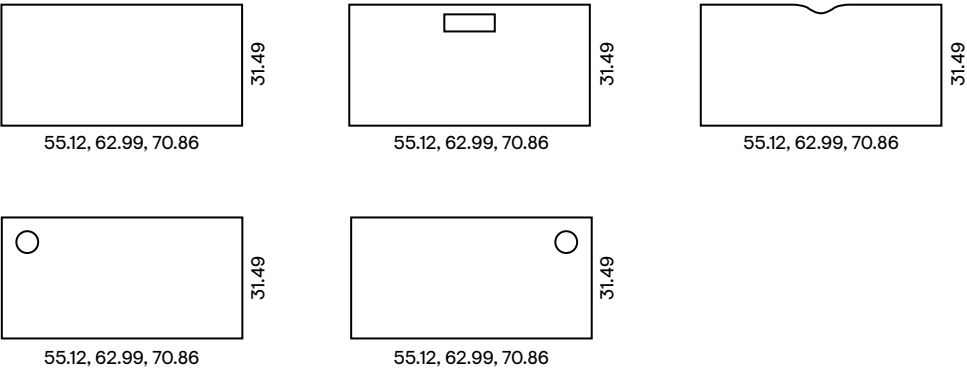
6



Range

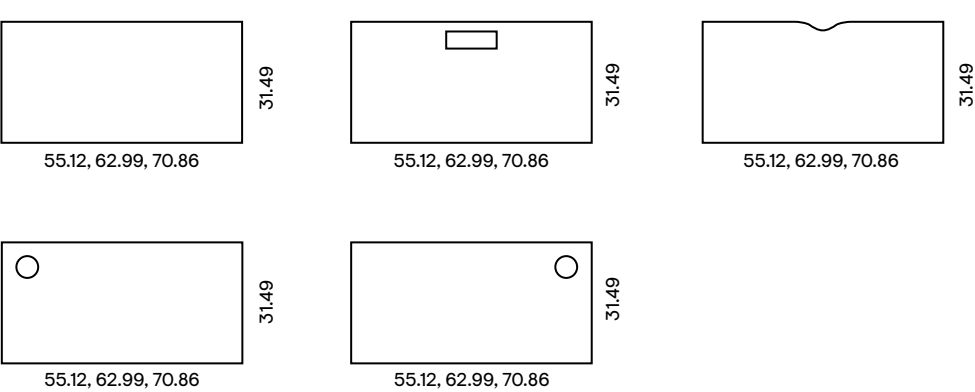
Electric height adjustable desk

Desk height: 27,95-47,63" (2 level columns), 25,98-51,57" (3 level columns).



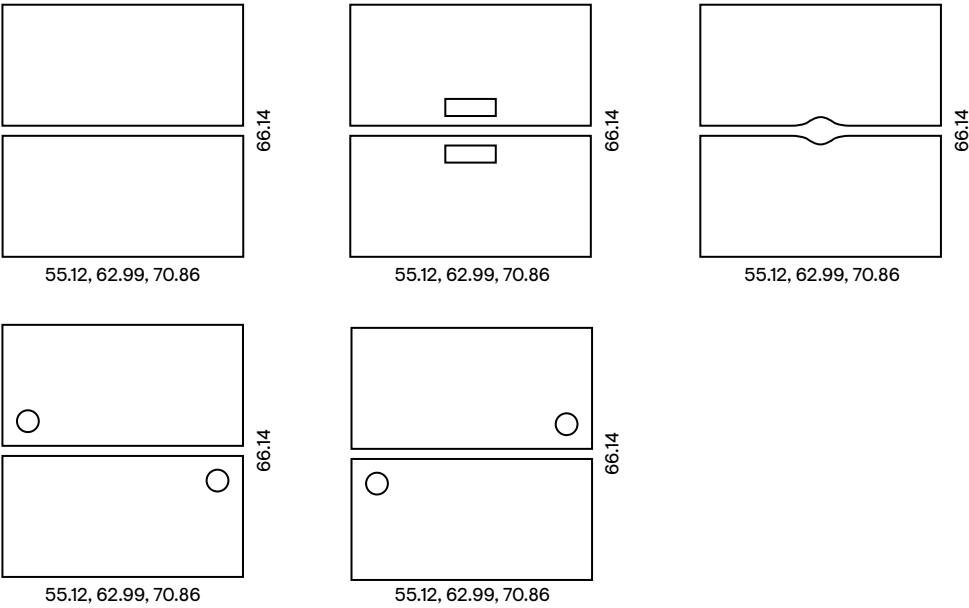
Electric height adjustable desk with panel legs

Desk height: 27,55-47,24" (2 level columns), 25,59-51,18" (3 level columns).

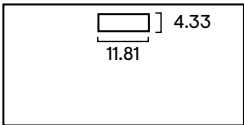


Electric height adjustable 2-desk bench


Desk height: 27,55-47,24“ (2 level columns), 25,59-51,18“ (3 level columns).



Dimensions of a cut-out for the rectangular metal desk grommet (G6F0147).



Dimensions of a cut-out for the cable port (G6F0376) or power units (G6F0213, G6F0212).



Additional information

Set of desks connecting components



- A specialized element designed to precisely and securely align bench desks side by side, ensuring stable positioning and preventing structural interference during height adjustments.
- Distance between desktops 1,18", distance between columns 3,34".

Anti-collision technology



- Anti-collision functionality is not included in the columns by default, but a separate sensor can be ordered, and it is recommended to reduce the risk of damage from obstacles during desk movement in both directions. The sensor uses gyroscope technology to detect tilting or sudden motion changes and can identify both hard and soft obstacles. When a collision is detected, the system immediately stops and reverses direction to protect the desk and surrounding objects from impact damage.

Overload protection

- The desk control system protects itself from electrical overload. Every minute of operation must be followed by 9 minutes of inactivity. The duty cycle factor of the desk is 1:9. If this limitation is exceeded, the desk will become inoperable until the control box resets automatically. Please wait for at least 9 minutes and try again before proceeding.

Easy column replacement



- Allows the column to be removed and reinserted into the panel leg without disassembling the overall structure (see assembly instructions for details).